

GENERAL

ALIASONIC AUF750 series is a fixed mounted, transit-time ultrasonic Flowmeter. It features clamp-on style transducers for non-invasive measurement of clean homogeneous liquid processes. This user friendly microprocessor based, field programmable flowmeter ensures that the flow of existing processes can be performed without interrupting the flow and has very low installation costs.

FEATURES

- 4 line LCD display with flowrate, totalizer & signal condition
- Stores up 64 Day/Month/Year Totalizer daily value
- Batch control function
- Wide range velocities of 0.01 ~ +/- 32 m/s
- Transducers for pipe size from 15 to 6000 mm
- High accuracy of +/-0.5% of reading
- Built-in magnet in transducers, no need for steady tool on metal pipe
- Data logger function, include date, totalizer, signal condition... etc
- Response time less than 1 second

STANDARD SPECIFICATION

- | | | | |
|-----------------------|---|-----------------------|--|
| ● Measuring Principle | : Transit time difference | ● Keypad | : 16 Key with tactile action |
| ● Pipe Size | : S Type : 15 mm ~ 100 mm (1/2" ~ 4") : M Type : 50 mm ~ 1000 mm (2" ~ 40") : L Type : 300 mm ~ 6000 mm (12" ~ 240") : HS Type : 15 mm ~ 100 mm (1/2" ~ 4") : HM Type: 50 mm ~ 1000 mm (2" ~ 40") | ● Response Time | : Less than 1 second |
| ● Pipe Material | : Cast Iron, Stainless Steel, Ductile Iron Copper, PVC, Aluminum, Fiberglass... etc. | ● Flow Velocity | : 0.01 ~ +/- 32 m/s |
| ● Liner Material | : Tar Epoxy, Rubber, Mortar, Polypropylene, Polystyrol, Polyethylene, Teflon... etc | ● Resolution | : 0.0001 m/s |
| ● Display | : 4 Line LCD with illumination Flowrate : 5 digit with decimal point Totalizer : 8 digit, Forward, Reverse & Net values. Engineer Unit : M3, Liter, US Gallon, Imperial Gallon, Million Gallon, Cubic Feet, US Barrels, Imperial Barrels, Oil Barrel Time Unit : Second, Minute, Hour, Day Other : Velocity, Date, Time, Signal condition. | ● Ambient Temperature | : -20 ~ +50 °C |
| ● Accuracy | : +/- 1% ~ +/- 2% of reading (0.5 ~ 30 m/s) : +/- 0.5% of reading (Online calibration) | ● Mounting | : Wall mounting |
| ● Repeatability | : +/-0.2% of reading | ● Max. Cable Length | : 300 M |
| ● Temperature Input | : 4-20 mA * 2 points for BTU calculation Function : Δ T, Measurements for Thermal Energy | ● Power Consumption | : Less than 2W |
| | | ● Power Supply | : 90 ~ 260Vac 50/60 Hz or 8-36Vdc |
| | | ● Data Storage | : Operation parameters and totalizer figures are stored by EEPROM for more than 10 years |
| | | ● Output | : 4-20 mA or 0-20 mA |
| | | ● Pulse Output | : 1- 9999 Hz |
| | | ● Data Logger | : Limitless overwriting in 64 columns (Flowrate, totalizer, time, date included) |
| | | ● Alarm | : High/Low with buzzer |
| | | ● Communication | : RS-232 |
| | | ● Dimensions | : 235 * 205 * 95 mm |
| | | ● Weight | : 1.5 Kg |
| | | ● Protection Class | |
| | | Converter | : IP65 |
| | | Sensor | : IP68 (Submersible) |



ALIA GROUP INC.

113 Barksdale Professional Center, Newark, DE 19711, USA
TEL : + 1 - 302 - 213 - 0106 FAX : + 1 - 302 - 213 - 0107

URL : www.alia-inc.com
E-mail : alia@alia-inc.com
AUF750V1.2.0.A4.en

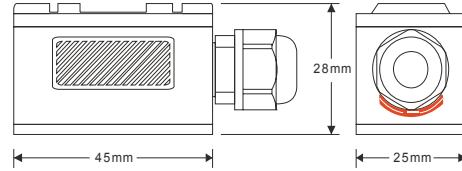
SENSOR SPECIFICATION

● Fluid Temperature : -40 ~ 110 °C

● S Type

Pipe Size : 15 ~ 100 mm (1/2" ~ 4")

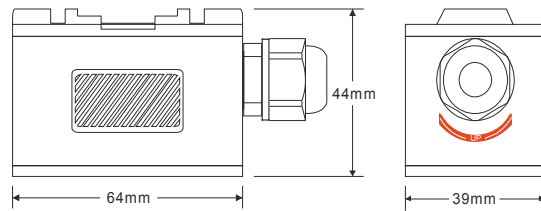
Dimensions : 45 * 25 * 28 mm



● M Type

Pipe Size : 50 ~ 1000 mm (2" ~ 40")

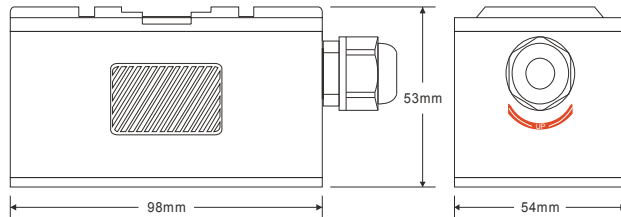
Dimensions : 64 * 39 * 44 mm



● L Type

Pipe Size : 300 ~ 6000 mm (12" ~ 240")

Dimensions : 98 * 54 * 53 mm

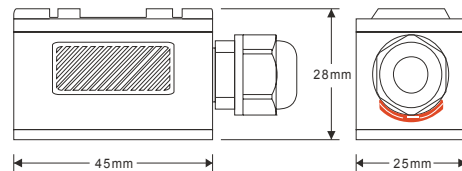


● Fluid Temperature : -40 ~ 160 °C

● HS Type

Pipe Size : 15mm ~ 100mm (1/2" ~ 4")

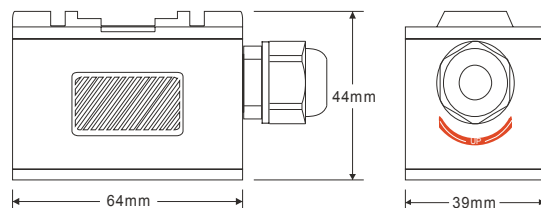
Dimensions : 45 * 25 * 28 mm



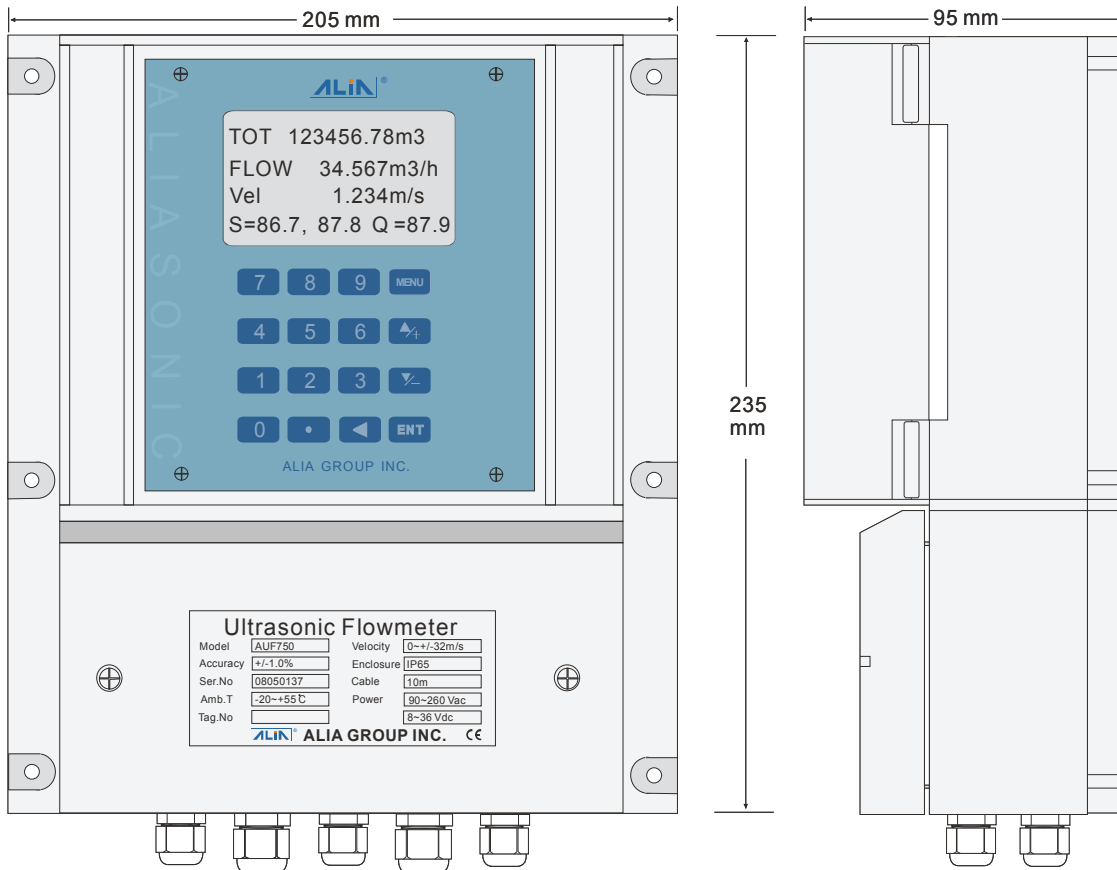
● HM Type

Pipe Size : 50mm ~ 1000mm (2" ~ 40")

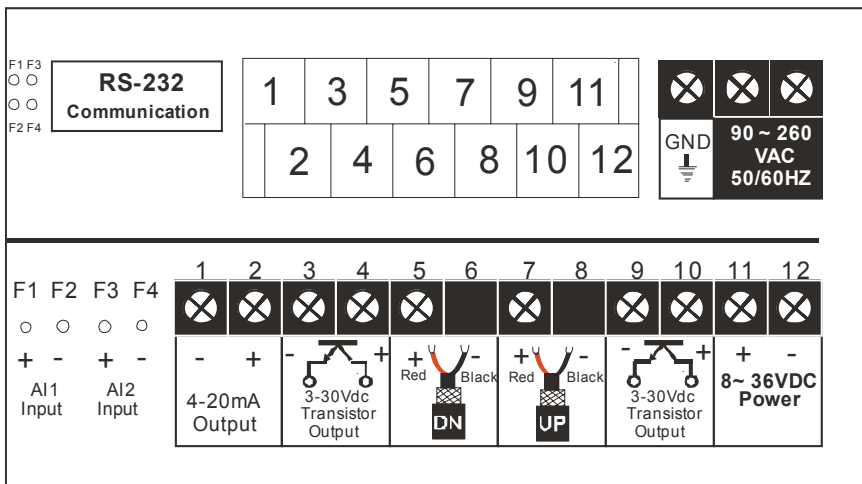
Dimensions : 64 * 39 * 44 mm



➤ DIMENSIONS FOR ULTRASONIC FLOWMETER



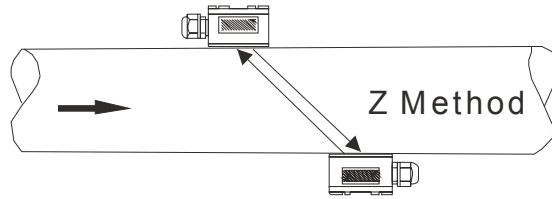
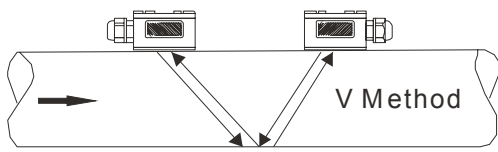
➤ WIRING DIAGRAM



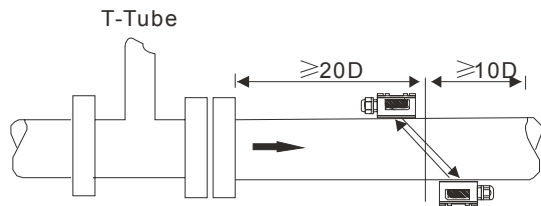
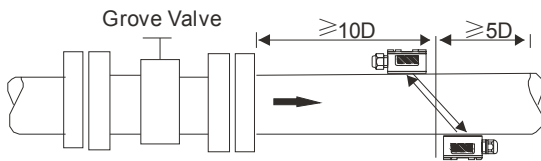
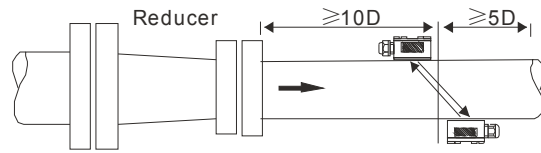
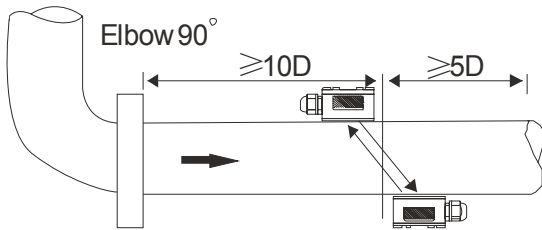
➤ ACCESSORIES



➤ **INSTALLATION**



➤ **CONDITIONS ON STRAIGHT PIPE**



➤ **MODEL SELECTION GUIDE**

| AUF750 Series | | | | | |
|---|---------|----------|-------|------|---|
| Example 1: AUF750-S-010-NN (AUF750 Converter + Small Sensor-15~100mm + Cable 10M + 90-260 Vac or 8-36VDC Power) | | | | | |
| AUF750- | | X | -XXX | -XX | Description |
| Basic Selection | AUF750- | | | | Basic Model, Include * AUF750 Converter * Mounting Belt * Acoustic Gel * Fixed Glue |
| | | Detector | S | | Small Sensors, 15 ~ 100 mm (1/2" ~ 4"), -40 ~ +110 °C |
| | | | M | | Middle sensors, 50 ~ 1000 mm (2" ~ 40"), -40 ~ +110 °C |
| | | | L | | Large Sensors, 300 ~ 6000 mm (12" ~ 240"), -40 ~ +110 °C |
| | | | HS | | High-Temperature Small Sensors, 15~100mm (1/2"~4"), -40 ~ +160 °C |
| | | | HM | | High-Temperature Middle Sensors, 50~1000mm (2"~40"), -40 ~ +160 °C |
| Signal Cable Length | | | - NNN | | 3- 300M |
| Power Supply | | | | - NN | 90-260VAC, 50/60 Hz or 8-36VDC |